



Description

AI Alpha is a forward-looking investment strategy built to capture the full value of artificial intelligence across the global economy. Powered by Conscious Capital Wealth Management, the portfolio is diversified across infrastructure, platforms, applied AI, robotics, and emerging technologies. Using a proprietary PCBO framework—Power, Compute, Builders, Operators—AI Alpha targets companies leading in innovation and impact. The strategy blends expert management with AI-driven analytics, balancing high-growth potential with disciplined risk oversight. Available on Schwab, Goldman Sachs, and Advyzo, AI Alpha positions capital at the forefront of the intelligence revolution.

Harnessing the Power of AI



Strategy Notes

AI Alpha employs a forward-looking, actively managed strategy that allocates capital across multiple engines of AI-driven value creation. The portfolio is structured using a proprietary framework that spans Power, Compute, Builders, and Operators—reflecting how AI moves from infrastructure to innovation to operating results. Investments include established market leaders and emerging innovators across energy, semiconductors, cloud platforms, software, and AI-enabled businesses. The strategy integrates real-time analytics, predictive modeling, and ongoing research to identify trends, adjust exposures, and remain aligned with the rapidly evolving AI landscape.

Composite Characteristics

Composite Name	AI Alpha
Start Date	04/01/2025
Portfolio Manager	Lawrence Ford CEO, CCO
Minimum Balance	\$30,000
Benchmarks	Nasdaq-100 (DRM)

Objective Notes

AI Alpha’s investment objective is to provide long-term capital appreciation by investing in companies that are structurally positioned to benefit from the accelerating adoption of artificial intelligence across the global economy. The strategy seeks exposure to the full AI value chain—from the physical and digital infrastructure that powers AI, to the platforms that make it usable, and the operators that convert intelligence into measurable economic advantage. AI Alpha is designed to position capital at the forefront of innovation while maintaining a disciplined, diversified approach that balances growth potential with risk awareness as artificial intelligence becomes embedded across every layer of business and industry.



Top 10 Holdings

	Weight
SWVXX	27.67%
GOOGL	7.85%
MSFT	5.22%
TSM	4.99%
ISRG	4.97%
TSLA	4.90%
INTC	4.88%
GLD	4.38%
AMD	4.05%
NVDA	3.97%

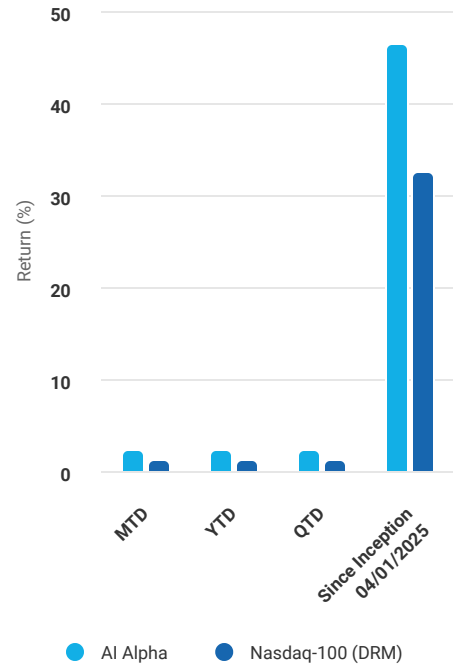
Annual Composite Review

Year	Gross	Net
2026 (partial)	2.60%	2.31%
2025 (partial)	45.03%	43.16%

The composite dispersion calculation only includes accounts that were part of the composite for the entire period. The composite dispersion is measured by the Asset-weighted standard deviation of the returns for each portfolio in the composite.

Trailing Periods

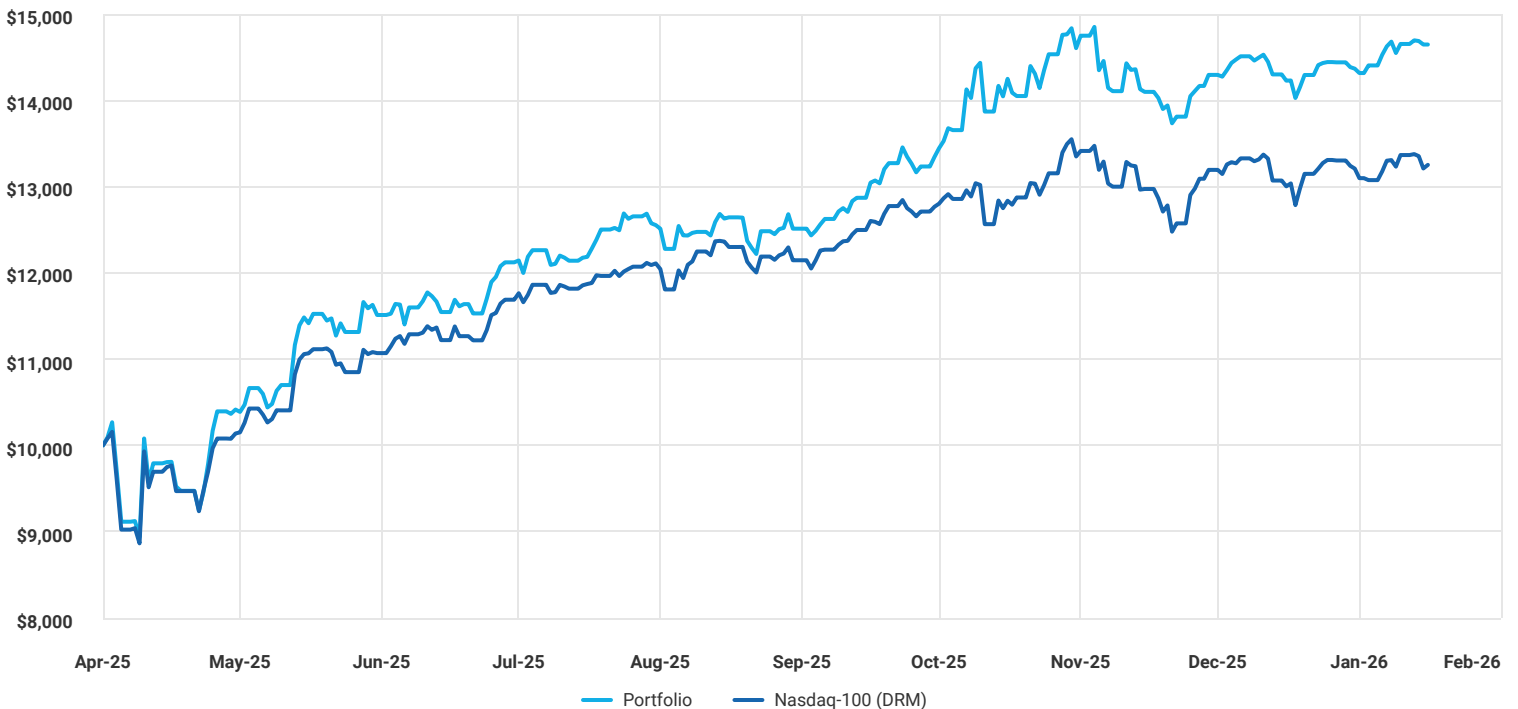
Time Period: 04/01/2025 to 01/15/2026



All returns are TWR, Net of Fee. Returns greater than 12 months are Annualized.

Investment Growth

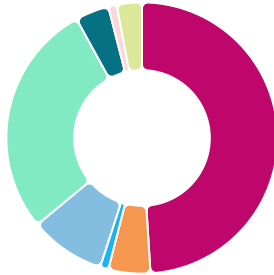
Time Period: 04/01/2025 to 01/15/2026



The Investment Growth chart displays values based on the return of the initial market value at the start of the reporting period. This chart excludes contributions and withdrawals, so the final value shown may differ from the actual ending market value.



Asset Allocation



	Weight
U.S. Large Cap	49%
U.S. Mid Cap	5%
U.S. Small Cap	1%
Int'l Stocks	9%
Money Market	28%
Commodities	4%
Structured Notes	1%
Cash	3%

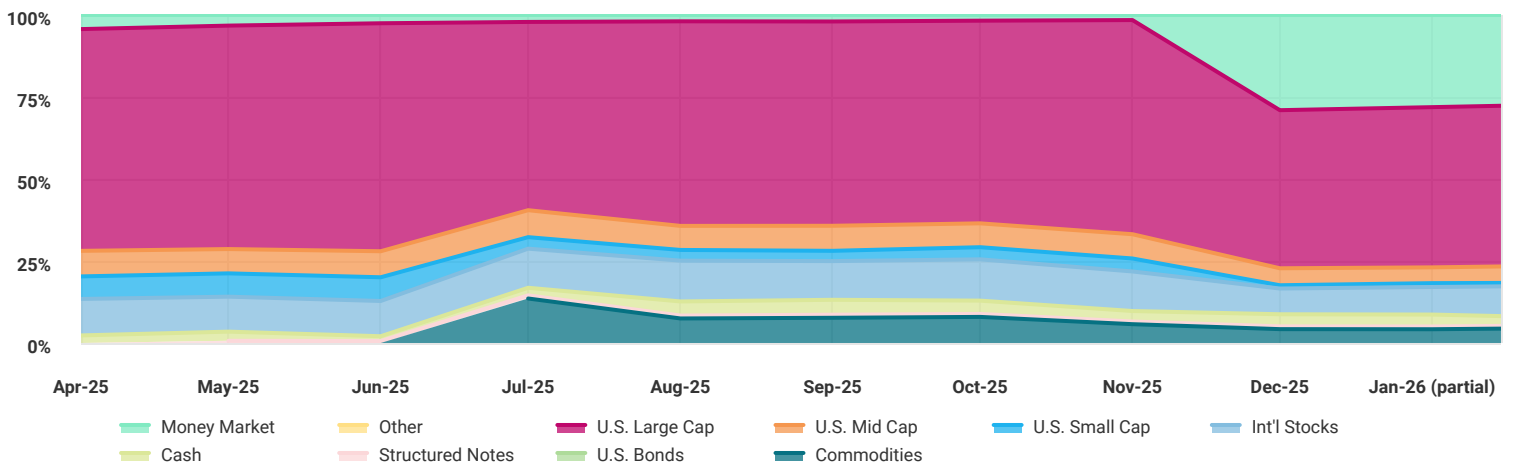
Composite Dispersion

	Composite Return	Highest Performer	Higher Quartile	Lower Quartile	Lowest Performer	Composite Standard Deviation
Q1 2026	2.31%	3.40%	2.72%	2.31%	-2.73%	1.04%
Q4 2025	6.48%	7.22%	6.72%	6.13%	3.11%	0.82%
Q3 2025	10.71%	16.20%	10.99%	10.29%	5.46%	1.83%
Q2 2025	21.43%	24.22%	23.47%	22.49%	10.99%	3.31%

The composite dispersion is measured by the Asset-weighted standard deviation of the returns for each portfolio in the composite.

Drift Chart

Time Period: 04/01/2025 to 01/15/2026



AI Alpha is a strategy of Conscious Capital Wealth Management, LLC, a registered investment adviser. This material is for informational purposes only and does not constitute an offer to sell or a solicitation of an offer to buy any security. All investments involve risk, including the possible loss of principal. Forward-looking statements are based on assumptions that may not materialize, and actual results may differ materially. Past performance is not indicative of future results. Investors should carefully review all offering and risk disclosure documents and consult their financial professional before investing.